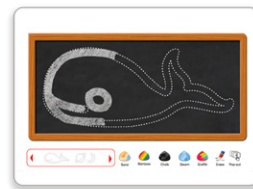


Letter-join

Home Learning Packs

Targeted Letter-join activities and worksheets for practising handwriting at home



Contents

Introduction and how to use

Targeted worksheets and online resources to support handwriting teaching at home.

Page 3

Home Learning Packs

EYFS

Pack 1
Activities and printouts for practising pre-writing patterns and an introduction to Phonics Phase 1.

Pack 2
Learn and practise Easy Letters and Words, and have fun with phonics animations and games.

Page 4 and 5

Home Learning Packs

Year 1

Pack 1
Includes warm-up activities, letter families, capital letters, phonics and online activities.

Pack 2
Capital letters and numbers are introduced along with lots of interactive games.

Page 6 and 7

Home Learning Packs

Year 2

Pack 1
Revisit letter families, move on to sequencing sentences and play online games and activities.

Pack 2
Fun activities to practise high frequency words, times tables, phonics and spelling.

Page 8 and 9

Home Learning Packs

Year 3

Pack 1
Practise double letters, numbers and improve spelling with Letter-join's interactive Word Search.

Pack 2
Focus on neatness by writing in another language, plus more spelling and double letter practice.

Page 10 and 11

Home Learning Packs

Year 4

Pack 1
Improve spelling using class Word Banks and Word Searches, then have fun with jokes and tongue twisters.

Pack 2
Link handwriting to other subjects, including MFL in French or Spanish, then take the phonics challenge!

Page 12 and 13

Home Learning Packs

Year 5

Pack 1
More spelling practice, exploring words and other fun handwriting worksheets.

Pack 2
Strengthen handwriting skills alongside poetry, science and other languages.

Page 14 and 15

Home Learning Packs

Year 6

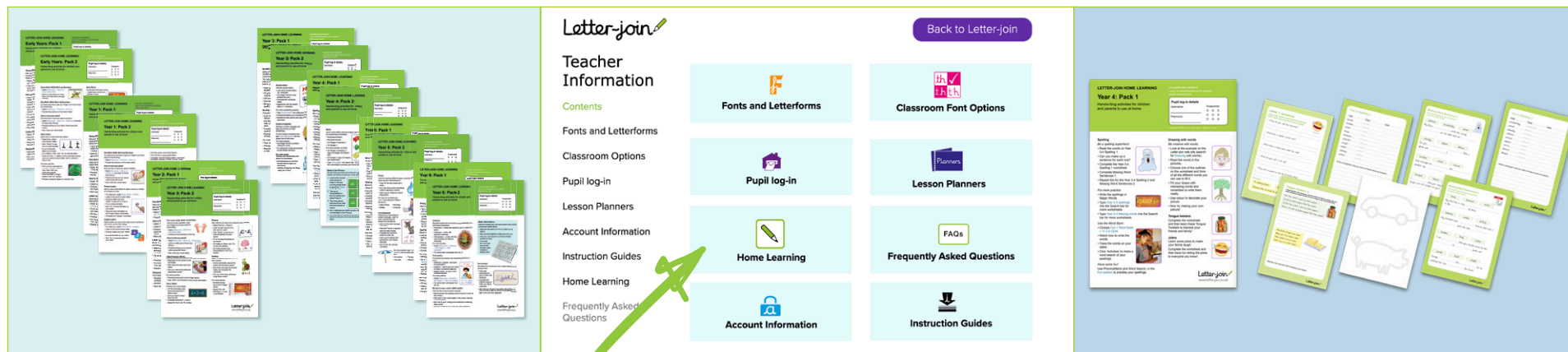
Pack 1
Cover SPaG topics for KS2 SATs revision as well as fun handwriting activities.

Pack 2
Improve SPaG in time for KS2 SATs and try some creative handwriting activities.

Page 16 and 17

Home Learning Packs

Targeted worksheets and online resources to support handwriting teaching at home



A series of 14 packs covering all year groups

Find under Home Learning

Each pack includes a guidance sheet

Letter-join Home Learning Packs contain fun, handwriting activities for home learning. They have been put together by the Letter-join Team and linked to the main focus points in Letter-join's Lesson Planners.

- Designed to save teachers time in choosing appropriate handwriting resources for children to practise at home.
- Activities include a mix of online activities with printable worksheets for real handwriting practice.
- Two sets of home learning handwriting packs for each year group.
- Letter-join fonts are auto-selected to match school classroom account preferences.

Where to find

Log in to your school Classroom Account and from the Letter-join Teacher Information page select 'Home Learning', then 'Home Learning Packs'. You can then choose from the following:

- Print a pack, fill in the pupil log-in details and photocopy to send home for each child.
- Email the PDF of the relevant pack, along with the Pupil login details, to parents for them to print or for children to complete in their handwriting books.
- Add the PDFs to your school website for parents to print or for children to complete in their handwriting books.

Each pack contains guidance and instructions, a selection of online activities, worksheets and printouts, and suggestions for extra tasks.



Early Years

Pack 1

Activities and printouts for practising pre-writing patterns and an introduction to Phonics Phase 1.

LETTER-JOIN HOME LEARNING
CHILDREN AND PARENTS
Log in at www.letterjoin.co.uk using the details shown below.

Early Years: Pack 1
Handwriting activities for children and parents to use at home

Pupil log-in details
Username: _____ Swipecode:
o o o
o o o
Password: _____ o o o
o o o

Teachers! Write your pupil log-in details in here.

Gross Motor Skills Warm-up Exercises
Get your body ready for handwriting by practising these fun animal actions:
• Select Resources > Warm up > Gross Motor Skills.
• Click on one picture at a time, follow the instructions and get moving!

Pre-writing patterns
• Log in to Letter-join and select 'Patterns' and choose a pattern to draw.
• Click 'Watch' to see how to draw the pattern.
• Try air-writing the pattern as you watch.
• On tablets or iPads, click 'Try' to trace the pattern.
• Practise tracing and colouring the patterns on the worksheets.
• Play Magic Patterns in the 'Fun' section.

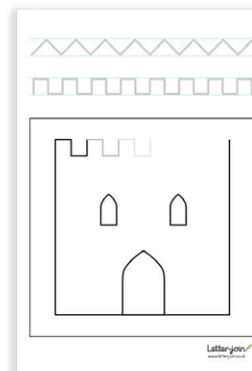
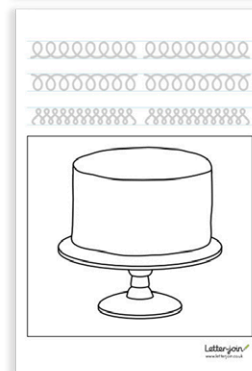
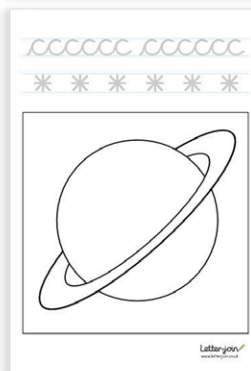
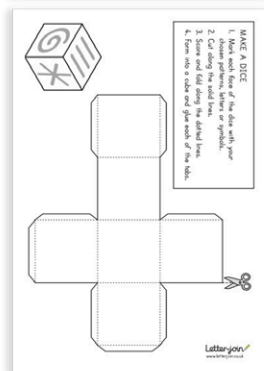








Letter-join Phonics
• Select Phonics > Phase 1.
• Click on a picture and say what you can see.
• Have a go at making the sounds each picture makes. Now you can play SoundMatch on your tablet.

Handwriting paper
• Use a pencil to draw the patterns you have been practising.
• Can you draw each pattern so it fits between the lines?

Dice game
• Use the template to make a dice.
• Draw a pattern on each face.
• Type 'dice' into the Search bar to see how to play.
• Practise drawing patterns by playing the Dice Game.

Ribbon stick
• Type 'ribbon' into the Search bar.
• Follow the instructions on how to make a ribbon stick.
• Have fun waving it around to make the patterns you have practised.

Sensory tray
• Type 'sensory' into the Search bar.
• Make your own sensory tray from the ideas on the list.
• Practise drawing your patterns in your tray.



Download >

Early Years

Pack 2

Learn and practise Easy Letters and Words, and have fun with phonics animations and games.

LETTER-JOIN HOME LEARNING

CHILDREN AND PARENTS
Log in at www.letterjoin.co.uk using the details below.

Early Years: Pack 2
Handwriting activities for children and parents to use at home

Pupil log-in details

Swipecode:

Username:

Password:

Teachers: Write your pupil log-in details in here.

Gross Motor Skills Warm-up Exercises

- Select Resources > Warm up > Gross Motor Skills.
- Click on one picture at a time, follow the instructions and get moving!

Fine Motor Skills Warm Up Exercises

Try these exercises to get your fingers and hands ready for handwriting:

- Select Resources > Printouts > Warm up.
- Practise the actions on Fine Motor Skills.

How to hold your pencil

Find out how to hold your pencil correctly:

- Select Resources > Warm up > Tripod Grip and listen to Pencil Grip Rhyme.
- Practise picking up your pencil while saying the rhyme.
- Now write your name neatly.

Easy Letters

Learn how to write some easy letters:

- Select Easy Letters and choose i, l, t.
- Click 'Watch' to see how to write each letter.
- Try air-writing each letter as you watch.
- On a tablet or iPad, click 'Try' to trace each letter.
- Trace over the i, l, t letters on the worksheet.

For extra practice:

- Repeat with the other Easy Letters and copy them onto your handwriting paper.
- Trace the letters in Magic Words in the 'Fun' section.
- Practise writing the letters in a sensory tray.

Easy Words

To practise some easy words:

- Select Easy Words and choose i, l, t.
- Click 'Watch' to see how to write each word.
- Try air-writing each word as you watch.
- On a tablet or iPad, click 'Try' to trace each word.
- Trace over the i, l, t words on the worksheet.

For extra practice:

- Repeat with the other Easy Words and copy them onto your handwriting paper.
- Use Magic Words in the 'Fun' section.
- Practise writing the words in a sensory tray.

Phonics

- Select Phonics > Phase 2.
- Listen to each sound on its own and in a word.
- Click 'Watch' to see how to write the letters for each sound.
- Try air-writing the letters as you watch.
- On a tablet or iPad, click 'Try' to trace the letter(s).
- For more practice, play PhonicsMatch or Phozzie in the 'Fun' section.

For extra fun:

- Make a ribbon stick and words.
- Play the Dice game.
- Use pasta, beads, ribbons or other objects to make the letter shapes.

Letter-join
www.letterjoin.co.uk

Tripod Pencil Grip
How to hold your pencil correctly for handwriting.

Right handed grip

1. Hold your pencil.
2. Place your thumb.
3. Place your middle.
4. Place your ring.
5. Place your pinky.

Left handed grip

1. Hold your pencil.
2. Place your middle.
3. Place your ring.
4. Place your pinky.
5. Place your thumb.

Printed Plus lower case letters

a b c d e
f g h i j
k l m n o
p q r s t u
v w x y z

Letter-join

ck

duck

Letter-join
www.letterjoin.co.uk

How to make a Ribbon Stick


You will need:

- coloured ribbon or strips of coloured paper
- sticks
- beads
- ribbon, pasta, clothes or felt tips

How to make:

1. Tightly roll the paper/ribbon to make your stick.
2. Stick down one end with tape.
3. Push the sticks into the paper/ribbon.
4. Cut long lengths of coloured paper or ribbon.
5. Attach them to your stick with tape.
6. Push the sticks through the paper/ribbon.

Letter-join
www.letterjoin.co.uk



Download >

Year 1

Pack 1

Includes gross and fine motor skills warm-up activities, pencil grip, letter families, capital letters, phonics and online activities.

Download >

LETTER-JOIN HOME LEARNING

Year 1: Pack 1

Handwriting activities for children and parents to use at home

CHILDREN AND PARENTS
Log in at www.letterjoin.co.uk using the details shown below.

Pupil log-in details

Username:	Swipecode:
<input type="text"/>	<input type="text"/>
Password:	<input type="text"/>
<input type="text"/>	<input type="text"/>

Teachers! Write your pupil log-in details in here.

Gross Motor Skills Warm-up Exercises

Get your body ready for handwriting by practising these fun animal actions:

- Log in to Letter-join and select Resources > Warm up > Gross Motor Skills.
- Click on each picture and get moving by following the instructions.

Capital Letters

Write capital letters

- Select More Letters > Capitals.
- Listen to the name of a letter.
- Click 'Watch' to see how to write the letter.
- Try air-writing the letter as you watch.
- On tablets/iPads, click 'Try' to trace the letter.
- Practise writing the capital letter on your handwriting paper.
- Repeat this for each capital letter.

Practise capital letters

- Go to 'Fun' and use Magic Words to practise capital letters.
- Go to 'Fun' and play LetterMatch to match cursive and capital letters.
- Try the capital letter word search printouts.

Phonics

- Select Phonics > Phase 5.
- Listen to each sound on its own and in the word.
- Click 'Watch' to see how to write the letter(s) for each sound.
- Try air-writing the letter(s) as you watch.
- On tablets or iPads, click 'Try' to trace the letter(s).
- For more practice, play PhonicsMatch or Phozzle in the 'Fun' section.

Letter-join
www.letterjoin.co.uk

Year 1

Pack 2

Capital letters and numbers are introduced along with lots of interactive games.

LETTER-JOIN HOME LEARNING
Year 1: Pack 2
Handwriting activities for children and parents to use at home

CHILDREN AND PARENTS
Log in at www.letterjoin.co.uk using the details below.

Pupil log-in details

Username:	Swipecode:
_____	○ ○ ○
_____	○ ○ ○
_____	○ ○ ○

Teacher: Write your pupil log-in details in here.

Fine Motor Skills Warm Up Exercises
Try Letter-join's exercises to get your fingers and hands ready for handwriting:

- Select Resources > Printouts > Warm up.
- Practise the actions on Fine Motor Skills.

How to hold your pencil
Find out how to hold your pencil correctly:

- Select Resources > Warm up > Tripod Grip and listen to Pencil Grip Rhyme.
- Practise picking up your pencil while saying the rhyme.
- Now write your name neatly.

Capital Letters
Capital letters are used at the beginning of sentences and words, and for form-filling:

- On Letter-join, select More Letters > Capitals.
- Listen to the name of each letter.
- Choose a letter and click 'Watch' to see how to write it.
- Air-write the letter as you watch.
- Click 'Try' to trace the letter on your tablet.
- Find the words on the Word Search.
- Fill in the form using capital letters.
- Complete 'Add the Capital Letters' worksheet.
- Complete 'Capitals, printed & cursive words' sheet.
- Write all the capital letters on your handwriting paper

For extra practice:

- Select LetterMatch from Letter-join's 'Fun' section and see if you know the names and sounds of all the letters.
- Have a look at how to write printed letters and symbols in Letter-join's 'More Letters' section.

Numbers
Learn how to write the numbers 0 to 9:

- On Letter-join, select More Letters > Numbers.
- Listen to the sound of each number.
- Choose each number and click 'Watch' to see how to write it.
- Try air-writing the number.
- Click 'Try' to trace the number on your tablet.
- Trace and copy the numbers on the worksheet.
- Complete the 'Number Names' worksheet.
- Write all the numbers on your handwriting paper.

Phonics

- Select Phonics > Phase 3.
- Listen to each sound on its own and in a word.
- Click 'Watch' to see how to write the letters.
- Try air-writing the letters.
- Click 'Try' to trace the letters on your tablet.
- For more practice, play PhonicsMatch or Phoozie.

Write it Right!
Practise your cursive handwriting:

- Select 'Write it Right!' in Letter-join's 'Fun' section and choose a level.
- Type your name and neatly trace over it.
- Select a picture and trace over the word.
- Repeat for each picture and wait for the cheer when you have written them all neatly.

Letter-join
www.letterjoin.co.uk

Capital Letters

A B C D E
F G H I J K
L M N O P
Q R S T U
V W X Y Z

Letter-join joined-up handwriting made easy - www.letterjoin.co.uk

Word Search: A to L
Find the words then copy them neatly below.

M	B	E	D	R	A
L	E	G	B	A	G
I	W	J	N	X	E
C	H	I	L	L	Y
K	S	G	V	A	Q
O	T	Z	A	D	D

Look Trace Copy

LEG LEG
ADD ADD
AGE AGE
BAG BAG
BED BED
JIG JIG
LICK LICK
LAD LAD

Find more word searches at letterjoin.co.uk on Resources > Printouts > Key Stage 1

Letter-join

Fill in a form using capital letters
Print the capital letters neatly. SCHOOL ROAD
Try not to touch the box lines.

My School

First names

Surname



School name

Class name

Teacher's name

Letter-join

Capitals, Printed and Cursive Words
Trace and write the words:

Capitals	Printed	Cursive
	EGG	egg
	JELLY	_____
	CAT	_____
	ANT	_____
	GHOST	_____
	MOUSE	_____
	HAND	_____

Find more worksheets at letterjoin.co.uk on Resources > Printouts > Key Stage 1

Letter-join

Name: _____ Date: _____

0 1 2 3 4 5 6 7 8 9

0 1 2 3 4 5 6 7 8 9

0 1 2 3 4 5 6 7 8 9

0 1 2 3 4 5 6 7 8 9

Letter-join

Add the Capital Letters
You must always start a sentence with a capital letter.
Write these sentences again adding the missing capital letters:

splash in the mud.

queens live in castles.

stop. you bad dog!

up the hill is a big house.

eat your egg and chips.

Find more worksheets at letterjoin.co.uk on Resources > Printouts > Key Stage 1

Letter-join

Name: _____ Date: _____

Number Names
Match and trace the numbers and names:

seven three
four ten
six eight
five two
one nine

Now, read and trace the poem:

1 boot, 2 shoes,
3 bees, 4 leaves,
5 hives, 6 eyes,
7 plates, 8 gates,
9 lines, 10 times.

Letter-join

Download >

Year 2

Pack 1

Revisit letter families, move on to sequencing sentences, joining practice, word spacing and play online games and activities.

LETTER-JOIN HOME LEARNING

Year 2: Pack 1

Handwriting activities for children and parents to use at home

CHILDREN AND PARENTS
Log in at www.letter-join.co.uk using the details shown below.

Pupil log-in details

Username: _____ Swipecode: _____
Password: _____

Teachers: Write your pupil log-in details in here.

Fine Motor Skills warm-up exercises

Here are some exercises to get your fingers and hands ready for handwriting:

- Select Resources > Warm up > Fine Motor Skills.
- Practise all the exercises on the list.

How to hold your pencil

- Select Resources > Warm up > Tripod Grip.
- Listen to Letter-join's Pencil Grip Rhyme.
- Practise picking up your pencil while saying the rhyme.
- Now write your name neatly.

Letter families

Go to *More Letters > Families* and choose 'Long Ladders':

- Watch Letter-join's animations for i, t, u, j and y.
- Try air-writing the letters as you watch.
- On your tablet, click 'Try' to trace the letter.
- Practise tracing the letters on the worksheet.
- For more practice use Magic Words in the 'Fun' section.
- Repeat for caterpillars, robots and zig-zags.

Sequencing sentences worksheets

Put the sentences in the right order:

- Read the first set of sentences on the worksheet.
- Number the sentences in order.
- Now write them out neatly in the right order.

Joining practice worksheets

Practise horizontal joins:

- Look at the letters that join horizontally.
- Use Magic Words to help you practise the joins.
- Complete the worksheet neatly.
- Repeat this with diagonal joins.

Write it Right!

Practise joining your letters correctly by tracing the words in 'Write it Right!' in the 'Fun' section.

Word spacing worksheet

Use the correct spacing:

- Complete the 'Spaces between words' worksheet.
- Write some sentences to practise the correct spacing.

Word search

To practise your spelling, go to *Fun > Word Search*. Search for the words and then write them in your best handwriting. Can you write some sentences with the words you have found?

Letter-join
www.letter-join.co.uk

Long Ladder Letters

Letter-join

Curly Caterpillar Letters

Letter-join

One-armed Robot Letters

Letter-join

Zig-zag Letters

Choose the letters your school uses

Letter-join

Sequencing Sentences 1:1

Rewrite these sentences in the correct sequence:

Meg gave it to Mum.
She picked the flower.
Meg saw a flower.

The sun was warm.
He fell asleep.
Grandad sat in a chair.

He got wet and muddy.
Spot jumped in a puddle.
It was raining.

Letter-join

Sequencing Sentences 1:2

Rewrite these sentences in the correct sequence:

He unwraps the parcel.
There is a toy zebra inside.
Sam has a birthday present.

She waters the seed every day.
Jo plants a seed in a pot.
The seed grows into a flower.

Tom has some wooden bricks.
The dog knocks the tower over!
He builds a tall tower.

Letter-join

Horizontal Join Practice

These letters join horizontally to the next letter:
v u o r

Practise these common horizontal joins:
vt uw ru ua oc ro um ve re oe

Follow two foxes to a wood.

The van windows are red.

Come down now!

Our oven was on.

A room with no views.

The colour of the van is brown.

Letter-join

Download >

Year 2

Pack 2

Fun activities to practise high frequency words, times tables, phonics and spelling.

LETTER-JOIN HOME LEARNING

CHILDREN AND PARENTS
Log in at www.letterjoin.co.uk using the details shown below.

Year 2: Pack 2
Handwriting activities for children and parents to use at home

Pupil log-in details

Username: Swipecode:

Password:

Teachers! Write your pupil log-in details in here.

Fine motor skills warm-up exercises
Here are some exercises to get your fingers and hands ready for handwriting:

- Select Resources > Warm up > Fine Motor Skills.
- Practice all the exercises on the list.

How to hold your pencil

- Select Resources > Warm up > Tripod Grip.
- Listen to Letter-join's Pencil Grip Rhyme.
- Practice picking up your pencil while saying the rhyme.
- Now write your name neatly.

High Frequency Words
Practise writing some words to help with your reading:

- Read each of the words on the worksheet.
- Now trace and copy each one neatly.
- Can you write some sentences using these words?

For more practice:

- Practice tracing each word in Magic Words
- Type 'HFV' into the Search bar for more worksheets.

Times Tables
Practise your times tables:

- On the worksheet, look, trace and copy the 2 x tables neatly.
- Can you count in twos from 0 to 24?
- Complete Exercises 1, 2 and 3.
- Repeat for the 5 and 10 x tables.

Phonics
How well do you know your phonics! Let's practise:

- Select Phonics > Phase 5
- Listen to each sound on its own and in a word.
- Click 'Watch' to see how to write the letter(s) for each sound.
- Try air-writing the letter(s) as you watch.
- On tablets or iPads, click 'Try' to trace the letter(s).
- For more practice, play PhonicsMatch in the 'Fun' section.

Spelling
Words containing the long a, e, i, o, and u sound:

- On the worksheet, read all the words with the long a sound.
- Now trace and copy the sounds neatly and complete the worksheet.
- Can you write some sentences using these words?

For more practice:

- Practice tracing the words in Magic Words
- Repeat this with the long e, i, o and u worksheets.

Letter-join
www.letterjoin.co.uk

High Frequency Words
Trace and copy all of the words:

out out
them them
then then
she she
many many
some some
so so

Letter-join

Name: _____ Date: _____

10 times table

Look Trace Copy

0 x 10 = 0	1 x 10 = 10	2 x 10 = 20	3 x 10 = 30	4 x 10 = 40	5 x 10 = 50	6 x 10 = 60	7 x 10 = 70	8 x 10 = 80	9 x 10 = 90	10 x 10 = 100	11 x 10 = 110	12 x 10 = 120
------------	-------------	-------------	-------------	-------------	-------------	-------------	-------------	-------------	-------------	---------------	---------------	---------------

Exercise 1 Exercise 2 Exercise 3

Letter-join

Name: _____ Date: _____

5 times table

Look Trace Copy

0 x 5 = 0	1 x 5 = 5	2 x 5 = 10	3 x 5 = 15	4 x 5 = 20	5 x 5 = 25	6 x 5 = 30	7 x 5 = 35	8 x 5 = 40	9 x 5 = 45	10 x 5 = 50	11 x 5 = 55	12 x 5 = 60
-----------	-----------	------------	------------	------------	------------	------------	------------	------------	------------	-------------	-------------	-------------

Exercise 1 Exercise 2 Exercise 3

Letter-join

Name: _____ Date: _____

2 times table

Look Trace Copy

0 x 2 = 0	1 x 2 = 2	2 x 2 = 4	3 x 2 = 6	4 x 2 = 8	5 x 2 = 10	6 x 2 = 12	7 x 2 = 14	8 x 2 = 16	9 x 2 = 18	10 x 2 = 20	11 x 2 = 22	12 x 2 = 24
-----------	-----------	-----------	-----------	-----------	------------	------------	------------	------------	------------	-------------	-------------	-------------

Exercise 1 Exercise 2 Exercise 3

Letter-join

Long u sound
The long u sound is in all of these words:
unicorn, umbrella, unicorn, unicorn

Circle the long u sound in these sentences:
Hugo's nephew has a new barbecue.
Stewart knew a few tunes on the tuba.

Trace and copy:

uu uu uu uu uu uuuu uuuu uuuu uuuu uuuu

uuuu uuuu uuuu uuuu uuuu uuuu uuuu uuuu

uuuu uuuu uuuu uuuu uuuu uuuu uuuu uuuu

Say the long u sound and copy these words:
human abacus duck
music music rescue
abacus and abacus
organ bus snow hugo

Letter-join

Long o sound
The long o sound is in all of these words:
owl, oval, oval, oval, oval

Circle the long o sound in these sentences:
Joan wrote a poem about a yellow dove.
A goat and a toad slowly mow a meadow.

Trace and copy:

oo oo oo oooo oooo oo oo oo oo

oooo oooo oooo oooo oooo oooo oooo oooo

Say the long o sound and copy these words:
robot throat those
lifel window rub
scop abacus bust
boat bus snow

Letter-join

Long i sound
The long i sound is in all of these words:
ice, which, which, pig, bike

Circle the long i sound in these sentences:
The mice spied a python and got quite a fright!
Brian the pilot likes to fly in July.

Trace and copy:

ii ii ii iii iii iii ii ii ii ii

iiii iiiii iiiii iiiii iiiii iiiii iiiii iiiii

Say the long i sound and copy these words:
iron right time
slant right divide
skip his bike
reply erud my

Letter-join

Long g sound
The long g sound is in all of these words:
goat, sheep, team, copy, truck, here

Circle the long g sound in these sentences:
A hungry ant and a sheep eat green beans.
A chucky monkey steals a complete peach.

Trace and copy:

gg gg gg ggg ggg gg gg gg

ggg ggg ggg ggg ggg ggg ggg ggg

Say the long g sound and copy these words:
army balloon please
oven coffee alien
amphibian honey those
bumpy donkey complete

Letter-join

Long a sound
The long a sound is in all of these words:
team, pig, weigh, U.I. grass, milk

Circle the long a sound in these sentences:
They may chase an alien on a sleigh.
Dave the brave snail waits for a train.

Trace and copy:

aa aa aa aaaa aaaa aa aa aa

aaaa aaaa aaaa aaaa aaaa aaaa aaaa aaaa

Say the long a sound and copy these words:
upern abacus right
ape abacus rounder
pant abacus pluck
afraid sunny grapes

Letter-join

Download >

Year 3

Pack 1

Practise double letters, numbers and improve spelling with Letter-join's interactive Word Search.

LETTER-JOIN HOME LEARNING

Year 3: Pack 1
Handwriting activities for children and parents to use at home

CHILDREN AND PARENTS
Log in at www.letterjoin.co.uk using the details shown below.

Pupil log-in details

Username: _____ Swipecode: 0 0 0
 0 0 0
 Password: _____ 0 0 0
 0 0 0

Teachers: Write your pupil log-in details in here.

Graffiti wall
Make your part of a Graffiti wall for your classroom.
You will need: plain paper (A4 or A5), a pencil, coloured pencils, crayons, felt tips, etc.

- Type 'graffiti' into the Search bar and select the Graffiti wall image activity.
- Fill your paper by writing your name in cursive writing in pencil.
- Add colour and patterns to your name.
- Decorate the background.
- Bring back to school so we can put together a graffiti wall for our classroom.

Double letters
Practise double letters:
 • Look at the Double letters: bb worksheet.
 • Use Magic Words to help you practise the joins.
 • Complete the worksheet neatly.
 • Repeat this with the double letters: cc worksheet.

For more practice:
 • Type 'double letters' into the search bar.
 • Choose some letters to practise.
 • Repeat the steps above and copy onto paper or into your book.

Numbers
Practise handwriting while improving maths spelling and vocabulary:
 • Number operations.
 • Number names and Roman numerals 1.
 • Odd and even numbers.

Fun with words
Practise neat handwriting with these fun worksheets:
 • Palindromes (words that read the same forwards and backwards).
 • Tongue Twisters (phrases that are hard to say).

Word search
A fun way to practise those tricky spellings:
 • Go to Fun > Word Search.
 • Search for the words.
 • Write the words out neatly.
 • Have a go at using them in a sentence.

DIY Dictation
Choose a family member to help you:
 • Read the example sentences together.
 • Each make up your own sentences using each of the verbs.
 • Check that your partner can spell each of the verbs correctly.

Letter-join
www.letterjoin.co.uk

Number operations
There are lots of different ways to describe the four main actions.
Copy these in your best handwriting.

add	take away
plus	subtract
sum of	minus
total	difference
and	fewer
increase	decrease
more than	reduce
altogether	less than
multiply	divide
times	share equally
lots of	quotient of
product of	remainder
by	each
	split

Letter-join

Double letters: cc
Practise writing the double letters in these words and sentences.

c c c c c c c c c c c c c c c c

accuse accident success accuse account
accuse account accept occasion occupation

Robbie the raccoon occasionally gets hiccup.
Rocco accepted the succulent broccoli.

Make up some more sentences containing cc words:

Letter-join

Double letters: bb
Practise writing the double letters in these words and sentences.

b b b b b b b b b b b b b b b b

hobby bubble bubbly workable ribbon
pubble alibber bubble robbery gubble

Robbie the rabbit rabbit some cabbage.
Mr Hobbs grabbed the stubborn ribbon.

Make up some more sentences containing bb words:

Letter-join

Tongue twisters 1
A tongue twister is a phrase or sentence that is hard to say fast!
Copy these tongue twisters in your best handwriting and try to make your writing as large as you can.

See sharp, smart sharks. She sees cheese.
Red lamp, yellow lamp. Blake's bike broke broke.
Mixed biscuits, mixed biscuits. Three fine thirves.
Crap crabs, crabs crumbly. Quick cooks cook cakes.
Now try these longer ones:
Fred fed Ted bread and Ted fed Fred bread.
See sticky socks all socking in a sock.

Now practise saying them quickly!

Letter-join

Palindromes: 1
Palindromes are words or sentences that read the same both forwards and backwards.
Copy these palindromes in your best handwriting and try to make your writing as large as you can.

noon wotter dad mum nan pop
Never odd or even. Six, I'm Ivis.
Pull up, if I pull up. I moon, Nooms.
Leon sees Noel. Don't nod.

Challenge: make up your own palindromes.

Letter-join

Odd and even numbers
Copy this poem about odd and even numbers in your best handwriting.

Zero, two, four, six, eight.
Being even is just great.
One, three, five, seven, nine.
Being odd is just fine.

7 5 8 0 2 3 4 1 6 9

Write the even digits in these boxes:

Write the odd digits in these boxes:

Fill up the boxes with some more two-digit even numbers:
 58

Fill up the boxes with some more two-digit odd numbers:
 63

Letter-join

Number names and Roman numerals 1
Practise writing these numbers, number names and Roman numerals in your best handwriting.

1	one	I
2	two	II
3	three	III
4	four	IV
5	five	V
6	six	VI
7	seven	VII
8	eight	VIII
9	nine	IX
10	ten	X
11	eleven	XI
12	twelve	XII
13	thirteen	XIII
14	fourteen	XIV
15	fifteen	XV
16	sixteen	XVI
17	seventeen	XVII
18	eighteen	XVIII
19	nineteen	XIX

Letter-join

Download >

Moving up from KS1 to KS2 can be a big adjustment for children. To ease the transition from Year 2 to Year 3, send this pack home with pupils for extra practice during the

summer break to help them meet expectations for handwriting so they can start Year 3 with confidence.

Year 3

Pack 2

Focus on neatness by writing in another language, plus more spelling and double letter practice.

LETTER-JOIN HOME LEARNING

Year 3: Pack 2
Handwriting activities for children and parents to use at home

CHILDREN AND PARENTS
Log in at www.letterjoin.co.uk using the details shown below.

Pupil log-in details

Username: _____ Swipecode:

Password: _____

Teachers! Write your pupil log-in details in here.

Double letters
Practise double letters:
• Look at the Double letters 'pp' worksheet.
• Use Magic Words to help practise the joins.
• Complete the worksheet neatly.
• Repeat this with the double letters 'rr' worksheet.

For more handwriting practice:
• Type 'double letters' into Letter-join's search.
• Choose the letters you would like to practise.
• Repeat the steps above and copy onto paper or into your book.

French or Spanish
Writing in another language can help you to focus on neat handwriting.
Try the Colours worksheet then type French or Spanish into the search box to find more.
For more practice:
• Use Magic Words to practise writing the words.
• Try saying the words and phrases to your family members.

Fun with words
Practise neat handwriting with these fun worksheets:
• Onomatopoeia (a word that sounds like the noise it is describing).
• Similes (comparing two things using 'as' or 'like').

Word of the Week
Explore a new word every week:
• Use the words below or search 'Year 3-4 Spellings' and choose a word from the list.
abundant undermine meticulous
cogite shrewd pompous
obolish vague manoeuvre
obliterate articulate brittle

• Use a dictionary or thesaurus to find out about your word to help you complete the attached Word of the Week template.
• Practise writing the words using Magic Words.

Word search
A fun way to practise those tricky spellings:
• Go to Fun > Word Search > Harder, Tricky Spellings.
• Search for the words.
• Write the words out neatly.
• Have a go at using them in a sentence.

DIY Dictation worksheet 1
Ask a family member to help you:
• Read the example sentences together.
• Each make up your own sentences using each of the verbs.
• Check that your partner can spell each of the verbs correctly.
• Type 'DIY' into the Search bar to find more of these worksheets.

Letter-join
www.letterjoin.co.uk

Colours 1: Les couleurs 1

Copy and match these Spanish and English phrases:

una flor amarilla	a brown table
un tractor azul	an orange carrot
un gato negro	a yellow flower
una mesa marrón	a blue tractor
una zanahoria naranja	a black cat

Letter-join

Colours 1: Les couleurs 1

Copy and match these French and English phrases:

une fleur jaune	a brown table
un tracteur bleu	an orange carrot
un chat noir	a yellow flower
une table brun	a blue tractor
une carotte orange	a black cat

Letter-join

Double letters: rr

Practise writing the double letters in these words and sentences:

r r r r r r r r r r r r r r r r

harrid squard sorry correct churry

arrive berry mirror arrow tomorrow

The lorry harrid for the ferry to Durry.

We made a curry with carrots and marrow.

Make up some more sentences containing rr words:

Letter-join

Double letters: pp

Practise writing the double letters in these words and sentences:

p p p p p pp pp pp pp pp pp

alppar hopping gppad hopping whappy

disppaper oppppite slppped apple shppping

The trippped red snapper flppped its flppper.

The gpppping ppppy trippped over a slpppper.

Make up some more sentences containing pp words:

Letter-join

DIY Dictation worksheet 2

Regular verbs: 11

Working in pairs, both write three sentences in your best handwriting for each verb using a different form of the verb for each sentence.

Example (mover)

The ghost moved in the empty house.
Mum moved that my bedroom is messy.
"Stop moving and cheer up!" said Tom.

climb | climbed | climbs | climbing

play | played | plays | playing

How divide each sentence to your partner and say the verb for them to write down. Check that the spellings are correct.

Letter-join

Word of the Week

Write this week's word six times:

Use a dictionary to find the definition of this week's word:

Write some synonyms of this week's word:

Write some antonyms of this week's word:

Write some sentences using this week's word:

Letter-join

Similes 1

A simile compares two different things and usually begins with 'is as' or 'like'.

Here are some common similes to copy in your best handwriting and try not to make your writing too large!

as busy as a bee as cold as ice

as flat as a pancake as light as a feather

as proud as a peacock as pretty as a picture

as snug as a bug in a rug as tough as old boots

to sing like an angel to fight like cat and dog

to have eyes like a hawk to sleep like a log

to eat like a pig to act like an ornion

Make up some similes of your own and be as descriptive as you can:

Letter-join

Onomatopoeia

An onomatopoeia is a word that sounds like the noise it is describing.

Jungle apat purple hush echoes clang moo

Circle the onomatopoeic words in this poem:

△ The cuckoo
Grumble, rrrrr! The thunder booms.
Pitter, pitter! Rain on the roof.
Swoosh, swoosh! Rain on the windscreen.
Quack! Run to the house! Splash, splash!
Sss by the fire. Crackle, crackle!

pop whigg wiggle plonk apt oompah
kiss thump crack gong twang whoosh

Copy the onomatopoeias from the box above to match these words:

fireworks _____
music _____
sausages _____

Write a sound that each of these animals make:

Letter-join

Download >

Year 4

Pack 1

Improve spelling using class Word Banks, Word Searches and games, then have fun with jokes and tongue twisters.

LETTER-JOIN HOME LEARNING

CHILDREN AND PARENTS
Log in at www.letterjoin.co.uk using the details shown below.

Year 4: Pack 1
Handwriting activities for children and parents to use at home

Pupil log-in details
Username: _____ Swipecode:
Password: _____

Teachers! Write your pupil log-in details in here.







Spelling
Be a spelling superhero!
• Read the words on Year 3-4 Spelling 1.
• Can you make up a sentence for each one?
• Complete the Year 3-4 Spelling 1 worksheet.
• Complete Missing Word Sentences 1.
• Repeat this for the Year 3-4 Spelling 2 and Missing Word Sentences 2.

Drawing with words
Be creative with words:
• Look at the example on the Letter-join web site (search for Drawing with words).
• Read the words in the pictures.
• Choose one of the outlines on the worksheet and think of all the different words you can use to fill it.
• Fill your shape with interesting words and remember to write them neatly.
• Use colour to decorate your picture.
• Now try making your own picture!

Tongue twisters
Complete the worksheet and then learn these Tongue Twisters to impress your friends and family!

Jokes
Learn some jokes to make your family laugh.
Complete the worksheet and then have fun telling the jokes to everyone you know!

Have some fun!
Use PhonicsMatch and Word Search, in the Fun section to practise your spellings.



Year 3-4 Spelling 2

Look	Trace	Copy
breath	breath	
brotha	brotha	
build	build	
buig	buig	
business	business	
calendar	calendar	
caught	caught	
centre	centre	
century	century	
certain	certain	

Write a paragraph using as many of these words as possible.

Letter-join

Missing Word Sentences 1
Fill in the missing words so that each sentence makes sense.

address accidentally arrive

My Mum _____ wrote the wrong _____
so her letter did not _____.

actually appear believe

Do you _____ that a
ghost will _____?

accident actual answer

Jack managed to _____ the _____
question by _____.

accident believe bicycle

I _____ that you may have an _____
if you are not careful on your _____.

Letter-join

Year 3-4 Spelling 1

Look	Trace	Copy
accidentally	accidentally	
actual	actual	
actually	actually	
address	address	
answer	answer	
appear	appear	
arrive	arrive	
believe	believe	
bicycle	bicycle	

Write a paragraph using as many of these words as possible.

Letter-join

Jokes 1: questions
Copy these jokes in your best handwriting then match and write the correct answer.

Q. What do you call two bananas?
A. _____

Q. What does a spider's bride wear?
A. _____

Q. What does a clown wear under his coat?
A. _____

Q. What do you call a rich elf?
A. _____

Q. Why can't a person's nose be 12 inches long?
A. _____

Answers
A. walking dress! Waiy! Thundernut!
Because then it would be a foot! A pair of slippers!

Letter-join


Tongue Twisters: 2
Tongue Twisters are a sequence of words which are hard to say fast. Here are some well-known tongue twisters for you to copy in your best handwriting.

Peter Piper picked a pack of pickled peppers.
A pack of pickled peppers Peter Piper picked.
If Peter Piper picked a pack of pickled peppers,
Where's the pack of pickled peppers Peter Piper picked?

Betty Botter bought some butter.
Betty said, "This butter's better.
Better butter's best for better.
Better buy some better butter!"

Now see if you can learn them to impress your friends!

Letter-join



Missing Word Sentences 2
Fill in the missing words so that each sentence makes sense.

busy business centre

My Dad has a very _____
in the _____ of town.

calendar certain century

My Grandad was _____ that he still had a
_____ from the last _____.

breath busy certain

I am _____ that you should never be too
_____ to _____ fresh air!

breath build caught

George _____ his _____ as he
watched the man _____ the tower.

Letter-join

Download >

Year 4

Pack 2

Link handwriting to other subjects, including MFL in either French or Spanish, then take the phonics challenge!

LETTER-JOIN HOME LEARNING

Year 4: Pack 2

Handwriting activities for children and parents to use at home

CHILDREN AND PARENTS: Log in at www.letterjoin.co.uk using the details shown below.

Pupil log-in details

Username: Swipecode:

Teachers! Write your pupil log-in details in here.

Maths

Learn some maths rules and shape names with these fun handwriting worksheets:

- Rounding numbers.
- Perimeter Rhyme.
- 2D Shapes Vocabulary 1.
- 3D Shapes 1.

For more practice, try these:

- 2D Shapes Vocabulary 2 (type 2D shapes into Search bar)
- 3D Shapes 2 (type 3D shapes into Search bar)
- Type 'times tables' into Search bar. Print out or copy the worksheets to practise your times tables.



Battle of the Phonics

So you think you know your phonics? Challenge your friends and family to beat your score at PhonicsMatch!

1. Learn all the sounds and pictures for Phase 5 Phonics. Use the printed sheet or search for 'Phase 5' on Letter-join.
2. Then go to PhonicsMatch in the Fun section and select Phase 5.
3. Play three games and record your best time and number of moves.
4. Now, challenge your family to play to find who can win the Battle of the Phonics!
5. You could send in a photo of your best game to your teacher to discover who has the best score in your class.



French or Spanish

Complete these worksheets in another language to help you to focus on neat handwriting.

- The House
- In the Garden
- In the Kitchen

Search on Letter-join for 'French' or 'Spanish' to find more worksheets.

For more practice:

- Use Magic Words to trace the words.
- Try saying the words and phrases to your family members.

Improve your vocabulary and impress your teacher! Have fun learning some new words:

- Type 'synonyms' into the Search bar and select '15 minute filler' activity
- Start with 'Don't say good! say...' and follow the instructions to complete the activity.
- Now look at 'Don't say angry, say...' and then try the other pages.
- Impress your family and your teacher by using the words you learn.

C'est une bouilloire.
Esto es un hervidor.




Letter-join
www.letterjoin.co.uk

Phase 5 Phonics



Letter-join

3D Shapes: 1

Match these 3D shapes with their names and fill in the table below.



Shape	Name	Faces	Vertices	Edges

Letter-join

2D Shapes Vocabulary: 1

Copy and learn the names of the different quadrilaterals:

- square
- kite
- trapezium
- rectangle
- rhombus
- parallelogram

Copy and learn the names of the different triangles:

- equilateral
- scalene
- isosceles
- right-angled

Letter-join

Perimeter Rhyme

Learn the rhyme below to help you remember the rule for finding the perimeter. Copy it to your best hand writing.

Parade: perimeter

Go on all the way around.
Add the lengths of all the sides
And write your answer down!

Trace over the text and fill in the answers:

I am a square. My sides are all 4cm long.
My perimeter is _____ cm.

I am a hexagon. My sides are all 3cm long.
My perimeter is _____ cm.

I am a rectangle. Two of my sides are 2cm and the other two are 5cm.
My perimeter is _____ cm.

If each of the squares below is 1cm, work out the perimeter of the shapes.



Letter-join

Rounding Rhyme

Learn the rhyme below to help you remember the rule for rounding numbers. Copy it in your best handwriting.

1, 2, 3 and 4,
Don't frown.
Round them down.
5, 6, 7, 8, 9,
Don't get stuck.
Round them up.

Copy these examples of rounding to the nearest 10:

61 → 70 62 → 70 63 → 60 64 → 60

65 → 70 66 → 70 67 → 70 68 → 70 69 → 70

Use the rule above to help round these to the nearest 10:

61 → 55 →

42 → 93 →

36 → 57 →

83 → 44 →

19 → 72 →

Letter-join

In the Kitchen: En la cocina

Trace and copy the kitchen items in English and Spanish:

This is a kettle. / Este es un hervidor.

This is a microwave. / Este es un microondas.

This is a toaster. / Este es un tostador.

This is a blender. / Este es una licuadora.

This is a cooker. / Este es una cocina.

This is a fridge. / Este es un nevera.

Letter-join

In the Kitchen: Dans la cuisine

Trace and copy the kitchen items in English and French:

This is a kettle. / C'est un bouilloire.

This is a microwave. / C'est un micro-ondes.

This is a toaster. / C'est un grille-pain.

This is a blender. / C'est une mixeuse.

This is a cooker. / C'est une cuisinière.

This is a fridge. / C'est un frigo.

Letter-join

The House: La casa

Label the parts of a house in English and Spanish using printed letters:

fence la valla wall le muro gate la entrada
window la ventana garage el garaje roof el techo
drive/como de entrada chimney la chimenea door la puerta



Letter-join

The House: La maison

Label the parts of a house in English and French using printed letters:

fence la clôture wall le mur gate l'entrée
window la fenêtre garage le garage roof le toit
driveway/l'allee chimney la cheminée door la porte



Letter-join

Phase 5 Phonics



Letter-join

Download >

Year 5

Pack 1

More spelling practice, exploring words and other fun handwriting worksheets.

LETTER-JOIN HOME LEARNING

CHILDREN AND PARENTS
Log in at www.letterjoin.co.uk using the details shown below.

Year 5: Pack 1
Handwriting activities for children and parents to use at home

Pupil log-in details

Username: _____ Swipecode: 0 0 0
 Password: _____ 0 0 0

Teachers' Write your pupil log-in details in here.

Mirror writing
Try this fun activity:
 • Type 'mirror writing at home' into the Search bar.
 • Read the instructions and make a picture.
 • Bring your picture back to school to show the class.

Spelling
Become a super speller!
 • Read the words on Year 5-6 Spelling 1.
 • Can you make up a sentence for each one?
 • Complete Year 5-6 Spelling worksheet.
 • Complete Missing Word Sentences 1.
 • Repeat this for Year 5-6 Spelling 2 and Missing Word Sentences 2.

For more practice:
 • Write the spellings in Magic Words.
 • Type *Year 5-6 Spellings* into the Search bar for more worksheets.
 • Type *Year 5-6 Missing Words* into the Search bar for more worksheets.

Use the Word Bank:
 • Choose *Fun > Word Bank > Yr 5-6 CEW*
 • Watch how to write the words.
 • Trace the words on your tablet.
 • Click 'Activities' to make a word search of your spellings.

Word of the week
Explore a new word every week:
 • Choose a word from your spelling list.
 • Use a dictionary or thesaurus to find out about your word.
 • Complete the 'Word of the Week' worksheet.

Fun with words
Practise neat handwriting with these fun worksheets:
 • Proverbs – wise old sayings.
 • Idioms – traditional sayings.
 • Phonetic Alphabet – special code words that are used by the emergency services.
 • Secret Codes – crack the code.

Jokes
Learn some jokes to make your family laugh:
 • Type *Jokes 2* into the Search bar and select the questions.
 • Follow the instructions on the page.
 • Type *Jokes 2* into the Search bar and select the answers.
 • Have fun telling the jokes to everyone you know!

Letter-join
www.letterjoin.co.uk

Year 5-6 Spelling 1

Look	Trace	Copy
accommodate	accompany	adhere
adhere	aggressive	ambitious
ambitious	apparent	approximate
apparent	attached	available
available	average	authorised

Write a paragraph using as many of these words as possible.

Missing Word Sentences 1

Fill in the missing words so that each sentence makes sense.

I _____ about _____
 a high standard in their sport.

_____ to _____
 that family.

It was _____ that Jan's _____
 from the _____ boy in his class.

_____ to _____
 the person often has to face an _____ situation.

Year 5-6 Spelling 2

Look	Trace	Copy
accompany	ambitious	authorised
available	average	authorised
authorised	available	average
average	authorised	available

Write a paragraph using as many of these words as possible.

Missing Word Sentences 2

Fill in the missing words so that each sentence makes sense.

At your _____ of the _____, the coach will discuss which _____ you will write.

If I _____ with my sister I try not to _____ her it will be an my _____.

The _____ decided not to cause a _____ at the _____.

Zachary was _____ to _____ her ideas for _____.

Take time _____ that her _____ might cause a _____ problem.

Proverbs

A proverb is a wise old saying that has often been used for hundreds of years.
Copy these proverbs in your best handwriting and try not to make your writing too large!

Better late than never.
Look before you leap.
Easier said than done.
Waste not, want not.
Once bitten, twice shy.
Strike while the iron is hot.
Honesty is the best policy.
Only time will tell.

Choose three of these proverbs and write down what you think they mean.

Idioms

An idiom is a traditional way of saying something that may not make sense at first. Here are some common idioms and their meanings for you to copy neatly.

Idiom | **Meaning**

It's a piece of cake. | It's an easy task.
 to get into hot water | to get into trouble
 to let the cat out of the bag | to give away a secret
 feeling under the weather | feeling unwell
 at the drop of a hat | without any hesitation
 to smell a rat | to be suspicious
 A penny for your thoughts. | What are you thinking?

Choose two idioms and use them in a sentence.

The Phonetic Alphabet

The phonetic alphabet is a list of 26 code words used by the police, military and other emergency services, to send messages over the phone or radio. This is because many letters sound the same, the 'm' and 'n' sound, and it can be confusing when you communicate important messages.

Copy this code words neatly.

Alpha _____	Brown _____	Charlie _____	Delta _____	Echo _____	Foxtrot _____	Golf _____	Hotel _____	India _____
Lima _____	Kilo _____	Lima _____	Mike _____	November _____	Oscar _____	Papa _____	Quebec _____	Romeo _____
Sierra _____	Tango _____	Uniform _____	Victor _____	Whisky _____	X-ray _____	Yankee _____	Zulu _____	

Write your name knowing using the phonetic alphabet.
Example: LETTERJOIN
 Lima Echo Tango Tango Echo Romeo Juliet Oscar Indigo November
Your name _____

Working with a partner, spell a word using the phonetic alphabet. Read the code words to your partner.
 Can they write your word correctly?

Download >

Year 5

Pack 2

Strengthen handwriting skills alongside poetry, science and other languages.

LETTER-JOIN HOME LEARNING

Year 5: Pack 2

Handwriting activities for children and parents to use at home

CHILDREN AND PARENTS
Log in at www.letterjoin.co.uk using the details shown below.

Pupil log-in details

Username:

Password:

Swipecode:
○ ○ ○
○ ○ ○
○ ○ ○

Teachers! Write your pupil log-in details in here.

Poems
Have fun exploring different types of poems while improving your handwriting too:
• Copy the raindrop shape poem neatly.
• Now write down some interesting words to describe a volcano.
• Have a go at writing the volcano shape poem.

For more fun activities type 'poem' into Letter-join's Search bar and try:

- Haku Poems
- Kenning
- Riddles
- Limericks

French/Spanish
Practise your handwriting in another language. Learn to write, read and say the phrases and sentences:
• Start with the Farm Animals worksheet.
• Read the French or Spanish name for each animal.
• Complete the sentence neatly for each one.
• Have a go at saying each sentence in your chosen language.
• Now try the Zoo Animals worksheet.

For more practice type 'french' or 'spanish' into the Search bar to find:

- My clothes
- The beach
- The café
- Prepositions

WORD OF THE WEEK!
Explore a new word every week:
• Choose a word from one of the science worksheets.
• Use a dictionary or thesaurus to find out about your word.
• Complete the Word of the Week template.

Science
Practise neat handwriting and learn some science facts as well:
• Start with the Parts of a Flower worksheet.
• Read through the functions of the parts of a flower and copy neatly.
• Can you work out how to correctly label the flower parts using this information?
• Now try the Properties of Materials worksheet.
• You can use a dictionary to help find out what the words mean.

Magic Words
You can practise the spellings of all the new words you have learnt for French, Spanish, science and English with Magic Words!

Letter-join
www.letterjoin.co.uk

Farm Animals: Los animales de granja

Write each sentence in Spanish. The first one has been done for you.
On the farm there is... En la granja hay...

un caballo

un vaca

un cerdo

un burro

un conejo

un pollo

un corgi

En la granja hay un caballo.

Letter-join

Farm Animals: Les animaux de la ferme

Write each sentence in French. The first one has been done for you.
On the farm there is... A la ferme il y a...

un cheval

une vache

un porc

un âne

un lapin

un poulet

un corgi

À la ferme il y a un cheval.

Letter-join

Shape Poems

A shape poem is a type of poetry that describes an object and is shaped the same as the object the poem is describing.

Read and copy this shape poem.



Now make up your own poem about a volcano in the shape below.



Letter-join

Properties of Materials

The objects around us are made from different materials. Materials are either man-made, like paper and glass, or natural, like stone and sand. Here is a list of materials. Sort them into two groups:

sand	concrete	silk	glass	stone
cardboard	plastic	wool	paper	wood

Natural: _____

Man-made: _____

Write the name of a material that could be described by each of these properties:

shar	absorbant
tough	brittle
rigid	stretchable
flexible	fragile
waterproof	smooth
transparent	malleable
opaque	pliable
course	uneven

Letter-join

Parts of a Flower

Copy the functions of the parts of a flower in your best handwriting.

The stigma is on top of the carpel.

The style holds up the stigma.

The ovary contains the eggs.

The anther is at the top of the stamen.

The filament holds up the anther.

Label the parts of a flower using printed letters:

The carpel (female part) The stamen (male part)

stigma style ovary anther filament



Can you find out about pollination in flowering plants?

Letter-join

Word of the Week

Write this week's word six times:

Use a dictionary to find the definition of this week's word:

Write some synonyms of this week's word:

Write some antonyms of this week's word:

Write some sentences using this week's word:

Letter-join

Download >

Year 6

Pack 1

Cover SPaG topics for KS2 SATs revision as well as fun handwriting activities.

LETTER-JOIN HOME LEARNING

Year 6: Pack 1

Handwriting activities for children and parents to use at home

CHILDREN AND PARENTS
Log in at www.letterjoin.co.uk using the details shown below.

Pupil log-in details

Username: Swipecode:

Password:

Teachers! Write your pupil log-in details in here.

Playing with Words
Have fun making pictures from words:
• Type *playing with words* into the Search bar and look at the examples.
• Follow the instructions to make your own picture(s).
• Bring your picture(s) back to school to show the class.

Spelling
Master tricky spellings:
• Look at the word endings on the spelling list.
• Can you make up a sentence for each word?
• Complete Spelling 1 (ciou/s/iou/s) worksheet.
• Complete Spelling Sentences 1 worksheet.

For more practice:
• Write the spellings in Magic Words.
• Go to [Resources > Printouts > KS2 > SATS Spelling](#) for more worksheets.
• Try 'Hard' and 'Harder' level Word searches in the Fun section.
• See Word of the Week.

Word of the week
Explore a new word every week:
• Choose a word from your spelling list.
• Use a dictionary or thesaurus to find out about your word.
• Complete the 'Word of the Week' worksheet.

Grammar
Explore different types of nouns and powerful verbs:
• Nouns
• Verbs

French or Spanish
Practise your handwriting in another language
Learn to write, read and say the words and sentences:
• Numbers, months and days.
• All about me.
• Use Magic Words to practise writing the words.

DIY Dictation
Choose a family member to help you:
• Go to [Resources > Dictation](#) and choose KS2. More challenging exercises.
• Complete each of the exercises by following the instructions on screen:
- a shopping list
- numbers and digits
- a written passage.

Letter-join
www.letterjoin.co.uk

Nouns
A noun is a word that names a thing, a person, a place or an idea.
Sort the following nouns into the correct groups.

sign	idea	fish	Middle	bottom	Thursday
cluster	knife	Pure	noon	rule	ability

Proper Nouns Common Nouns Collective Nouns Abstract Nouns

Write the correct collective noun in the spaces.

swarm	herd	group	class	herd
school	platoon	team	liter	

A _____ of paper A _____ of words A _____ of eggs
A _____ of friends A _____ of days A _____ of fish
A _____ of flowers A _____ of children A _____ of grapes

A collection of words containing your own using different types of nouns and collective nouns of the nouns & g.

Match the eggs with the baskets to catch a load of ideas writing pads.

Letter-join

Spelling Sentences 1

Words ending in **...ciou/s** and **...iou/s**

delicious precious ambitious delicious delicious suspicious
appetising ambitious nutritious ambitious nutritious appetising

Use the correct words into the sentences below and copy in your best handwriting.

This is the most _____ road I've ever travelled!

Let's see _____ she worked in a great job.

Essence of the _____ day in my neighbour's garden.

My cousin has a _____ diamond ring.

The cat was _____ on the ground the sleeping dog.

James took a bit of the _____ peach.

My Great-uncle's walk under a ladder on the _____.

There was _____ that everyone was looking at her.

Just a new bottom was only _____.

Rita is all she is _____ with children gone.

Roger has a _____ track on his back legs.

The politician was _____ of the man in the hat.

Letter-join

Spelling 1

Words ending in **...ciou/s** and **...iou/s**

Look Look Look Look and write

delicious delicious
precious precious
ambitious ambitious
appetising appetising
nutritious nutritious
suspicious suspicious
appetising appetising
ambitious ambitious
suspicious suspicious
appetising appetising
ambitious ambitious
suspicious suspicious

Use some powerful verbs to use instead of the following. You can use a thesaurus to help you.

Challenge: Write a paragraph using as many of these words as possible.

Letter-join

All about me: Tout sur moi
Complete the sentences in English and French and copy the sentences in French.

Hallo, I am called _____
Bonjour, je m'appelle _____

I am _____ years old.
J'ai _____ ans.

I live in _____
J'habite à _____

My school is called _____
Mon école est appelée _____

My friend is called _____
Mon ami s'appelle _____

My birthday is on _____
Mon anniversaire est dans _____

In pairs, practise introducing yourself to each other in French.

Letter-join

Numbers, months and days
Les numéros, les mois et les jours

1. un	February	février
2. deux	March	mars
3. trois	April	avril
4. quatre	May	mai
5. cinq	June	juin
6. six	July	juillet
7. sept	August	août
8. huit	September	septembre
9. neuf	October	octobre
10. dix	November	novembre
11. onze	December	décembre
12. douze		
13. treize		
14. quatorze	Monday	lundi
15. quinze	Tuesday	mardi
16. seize	Wednesday	mercredi
17. dix-sept	Thursday	jeudi
18. dix-huit	Friday	vendredi
19. dix-neuf	Saturday	samedi
20. vingt	Sunday	dimanche

Letter-join

Word of the Week

Write this week's word six times.

Use a dictionary to find the definition of this week's word.

Write some synonyms of this week's word.

Write some antonyms of this week's word.

Write some sentences using this week's word.

Letter-join

Powerful Verbs
A verb is a word in either verb (e.g. Tom walked to school).
To use powerful verbs to make your writing more interesting, try to use instead of the following. You can use a thesaurus to help you.

Use some powerful verbs to use instead of the following. You can use a thesaurus to help you.

to run	to laugh	to sleep	to like

Write some interesting verbs in the spaces below.

The huge spider _____ onto Emma's head and she _____ very loudly.

Challenge: Use some of these powerful verbs in a paragraph of your own.

whispered	stomped	declared	hesitated
scattered	stared	pondered	recovered

Letter-join

Download >

Year 6

Pack 2

Improve SPaG in time for KS2 SATs and try some creative handwriting activities.

LETTER-JOIN HOME LEARNING

CHILDREN AND PARENTS
Log in at www.letterjoin.co.uk using the details shown below.

Pupil log-in details

Username: _____ Swipecode: _____
 Password: _____

Teachers! Write your pupil log-in details in here.

Grammar

Be great at grammar and improve your handwriting too with these worksheets:

- Synonyms – words that mean the same or nearly the same.
- Antonyms – words with opposite meanings.
- Homographs – words with the same spelling but different meanings.

For more practice:

- Select Resources > Printouts > Key Stage 2 > SATs Grammar
- Try some other worksheets from the list.

Punctuation

For perfect punctuation and handwriting practice try these:

- Statement, question, command or exclamation?
- Hyphens – used to join two words to make a compound adjective.
- Speech marks – to show when someone speaks.




For more practice:

- Select Resources > Printouts > Key Stage 2 > SATs Punctuation
- Try some other worksheets from the list.

Become a super, smart, skilful speller!

Find out how to use ei and ie correctly.

- Read and learn the spelling rule for ei and ie words on the printout.
- Write each of the words neatly in the correct columns on the template.
- Now have a go at writing some sentences containing these words.
- Can you fit three of the words into each sentence?

Letter-join
www.letterjoin.co.uk

Hyphens

Hyphens are used to join two words to make a compound adjective.

Write the correct hyphen mark in each box in the paragraph below.

The children were captured by a cold hearted witch.

My big headed brother would not change his mind.

The phi was long winded and not at all funny.

Match the following words to make compound adjectives and write them, neatly.

heavy black main north rock green
 absorbed bottom eating hatched rapid action

Challenge: Match up some sentences of your own using these compound adjectives.

normal - lover short - tempered wide - eyed sure - footed

Letter-join

Statement, question, command or exclamation?

All steps 3 question mark 1 exclamation mark

A statement ends with a full stop. You are eating your breakfast.

A question ends with a question mark. Are you coming?

A command ends with an exclamation mark. Get your coat!

An exclamation ends with an exclamation mark. What a delicious breakfast!

Write the correct punctuation mark in each box in the paragraph below.

It was getting dark and the boys were completely lost. They had walked for miles and had not seen a single person for several hours. They had no maps on their phones. They couldn't even ring for help. The doctor at the clinic is great. What were they going to do? Would their parents raise the alarm? Oh no! Now it had started to snow.

Write ten statements.

Write ten questions.

Write ten commands.

Write ten exclamations.

Letter-join

Homographs

Homographs are words with the same spelling but different meanings.

Choose one word to complete these sentences:

The quilt on the day will start to _____.

The empty _____ of the tree was very rough.

What a _____ and I will help you.

That word is _____!

Mum paid some money into the _____.

The children sat on the grassy _____ to have their picnic.

Can you write sentences to show the different meanings of these words?

1. _____

2. _____

3. _____

4. _____

5. _____

6. _____

Letter-join

Antonyms

Antonyms are words with opposite meanings.

Find and write antonyms for the following words:

big tiny angry cheerful
 bright huge calm _____
 smooth strong late _____

Write the following sentences, changing the underlined words to their antonyms.

The small casualty bright attacked the little dragon.

The grumpy princess ride on her scary pathetic horse.

The little shy eyes drank some poor clever water.

The slimy form four casualty over the humble lake.

Challenge: Write the following passage changing the underlined words to their antonyms.

Deep in the middle of the big class find was a shy glowing shiny brave lion. Have level handful good with her back up out. On ways away days, they would go out together and do great things which made people feel happy and happy and every body love them.

Find and list antonyms for the following words. You may use a thesaurus to help you.

little quiet weak happy

Challenge: Can you make up your own passages with the synonyms you have listed?

Letter-join

Synonyms

Synonyms are words that mean the same or nearly the same.

Write the passage below replacing the word 'silly' with the following synonyms:

Richard laughed pretence into imagine unusually. As I entered the cave I stood transfixed at the silly light in front of me. There sat an silly beetle, its face silly with lumps and beats. It had silly beet not dropping from its silly nose and I could smell its silly breath from where I was standing.

Find and list synonyms for the following words. You may use a thesaurus to help you.

little quiet weak happy

Challenge: Can you make up your own passages with the synonyms you have listed?

Letter-join

How to Write your Signature

Here are some famous people's signatures:

1. Your signature is a special mark that you can use. It is a mark that has to stay the same every time you write it.

2. Look at other people's signatures to see if there are any ideas that you could use for yours.

3. Write your signature in your own words. It should be different from any other signatures you see.

4. Write your signature on a piece of paper. Write it in different ways - use all sorts of letters and shapes and colours to make it.

5. Help your name again using your knowledge of the letters and shapes you know. Write your signature in your own words.

6. Now sign your name and see how you get on. Write your signature in your own words.

Printed
This sheet needs to be used with your name clearly and legibly. Practice writing your name clearly in the boxes below.

Signature
Other signatures are often signed as proof of who you are. Practice your signature in the boxes below.

Catchers
Some letters are written by computer. You have to use capital letters and keep each letter inside the box. Practice writing your name in capital letters in the boxes below.

Letter-join

Make a Word Search

Word search title: _____

1. _____
2. _____
3. _____
4. _____
5. _____
6. _____

7. _____

8. _____

9. _____

10. _____

11. _____

12. _____

Write your name in the grid.

Letter-join

Make a Word Search

A word search is a puzzle consisting of letters arranged in a grid, containing several hidden words written in any direction.

1. Choose one of the following groups and make a list of twelve words in capital letters.

- names in your family
- names of children in your class
- names of animals
- different foods
- places you would find in a kitchen

2. Arrange your list in alphabetical order.

3. Write your words on the lines next to the word search grid.

4. Using pencil (so you make a mistake) complete your words and fill in the rest of the grid, making sure that you cover it.

5. Carefully go over your letters in ink.

6. Now, fit in all the empty squares with other letters to help your words.

7. Give your word search to a friend to solve.

Write your name in the grid.

Letter-join

'ei' and 'ie' Words

Learn this spelling rule for 'ei' and 'ie' words:

When it rhymes with bee, it's i before e except after c...

When it rhymes with key, then it's e before i.

Write each of the words neatly into the correct columns below.

Words with 'ei'	Words with 'ie'
_____	_____
_____	_____
_____	_____
_____	_____
_____	_____
_____	_____
_____	_____
_____	_____
_____	_____
_____	_____

Have a go at writing some sentences containing these words.

Can you fit three of the words into each sentence?

Letter-join

Speech marks

Speech marks - or inverted commas - go before and after the words someone says in a sentence. You need to punctuate your sentence with a comma, question mark or exclamation mark.

Write each of the words neatly into the correct columns below.

Do you really want helpings on your ice-cream asked Dad?

Be quiet shouted the teacher angrily.

By these sentences which have been formed around e.g. Mavis exclaimed, 'That's a pretty hat!'

The doctor asked kindly, 'don't forget your change.'

Mavis answered hurriedly, 'What time is dinner?'

Now to these where the question words are written e.g. 'If you don't tidy your room,' said Dad, 'you won't get your pocket money.'

Oh no replied the old lady I've lost my bags.

Hurry up called Mum or you'll be late for school.

We will say said Mr Ford as loudly as we can.

Letter-join

Download >



www.letterjoin.co.uk
info@letterjoin.co.uk



See inspiring school Letter-join handwriting
examples on X (formerly Twitter)

[#letterjoin](#)

